

Outcomes Presentation to Adult AOD Advisory Group

Franklin County ADAMH Board
Planning, Evaluation and Quality Improvement
September 17, 2003



13,199* ASI Forms Collected to Date on 9,323 Unique Clients

- 11,054 intake** forms (8,910 unique clients)
- 2,145 follow-up** forms (1,691 unique clients)
 - 1,107 30-day post-treatment
 - 804 90-day post-treatment
 - 118 6-month in-treatment
 - 11 12-month in-treatment
 - 105 18-month+ in-treatment
- 1,230 forms can be added with error correction
 - 1,090 intake + 140 follow-up

* 25 intake and 1 follow-up forms removed due to age ineligibility (<18)

** Based on provider reporting of variable *followup*



Provider	Intake	30-Day**	90-Day**	180+ day In-Tx**	Total
Concord	128	2	0	0	130
Dublin	48	4	3	0	55
Cols. Health	2,088	140	71	26	2,325
Maryhaven	2,342	532	382	5	3,261
House of Hope	832	77	80	0	989
North Comm.	465	100	64	0	629
Northwest	183	9	33	9	234
North Central	356	22	15	7	400
Project Linden	795	66	20	10	891
Neighborhood	763	17	0	2	782
CompDrug	536	1	3	112	652
Amethyst	504	6	15	58	583
APDS	140	0	0	0	140
TBI – OSU	252	70	65	1	388
Cols. Area	515	12	20	3	550
Southeast	958	49	33	1	1,041
Total*	11,054	1,107	804	234	13,199

* Total includes providers no longer participating (WAIT, Parkside, Diversified)

** Based on provider reporting of variable *followup*

Errors Requiring Correction as of 9/17/2003

Provider	Intake	Follow-Up	Total
Concord	6	0	6
Dublin	3	0	3
Cols. Health	139	3	142
Maryhaven	228	63	291
House of Hope	60	9	69
North Comm.	117	2	19
Northwest	9	0	9
North Central	37	22	59
Project Linden	60	7	67
Neighborhood	258	3	261
CompDrug	25	3	28
Amethyst	62	10	72
Africentric	4	0	4
TBI – OSU	57	6	63
Cols. Area	40	10	50
Southeast	85	2	87
Total	1,090	140	1,230

ASI Matched Pairs

997 matched pairs

- 413 30-day follow-up
- 273 90-day follow-up
- 253 6-month in-tx
- 58 12-month in-tx



Provider	30-Day FU	90-Day FU	6-Mo. In-Tx	12-Mo. In-Tx	Total	% Distribution
Concord	1	0	1	0	2	0.2%
Dublin	1	4	0	0	5	0.5%
Cols. Health	96	38	35	2	171	17.2%
Maryhaven	138	74	73	14	299	30.0%
House of Hope	53	55	25	5	138	13.8%
North Comm.	42	29	43	5	119	11.9%
Northwest	8	10	5	5	28	2.8%
North Central	11	5	8	1	25	2.5%
Project Linden	5	7	11	7	30	3.0%
Neighborhood	6	6	0	1	13	1.3%
CompDrug	5	0	8	1	14	1.4%
Amethyst	5	3	26	6	40	4.0%
APDS	0	0	0	0	0	0.0%
TBI – OSU	35	21	4	5	65	6.5%
Cols. Area	3	4	2	0	9	0.9%
Southeast	4	17	12	6	39	3.9%
Total	413	273	253	58	997	100.0%

Provider Efficiency at 30-Day Follow-up Collection

Provider	30-Day FU Submitted	30-Day FU Matched	% Matched
Concord	2	1	50.0%
Dublin	4	1	25.0%
Cols. Health	140	96	68.6%
Maryhaven	532	138	25.9%
House of Hope	77	53	68.8%
North Comm.	100	42	42.0%
Northwest	9	8	88.9%
North Central	22	11	50.0%
Project Linden	66	5	7.6%
Neighborhood	17	6	35.3%
CompDrug	1	5	100.0%
Amethyst	6	5	83.3%
Africentric	0	0	0.0%
TBI – OSU	70	35	50.0%
Cols. Area	12	3	25.0%
Southeast	49	4	8.2%
Total	1,107	413	37.3%

Diagnostic Categories

8,103 Unique Clients (1-1-00 to 6-30-03)

Alcohol Related (N=3,001, 37.0%)

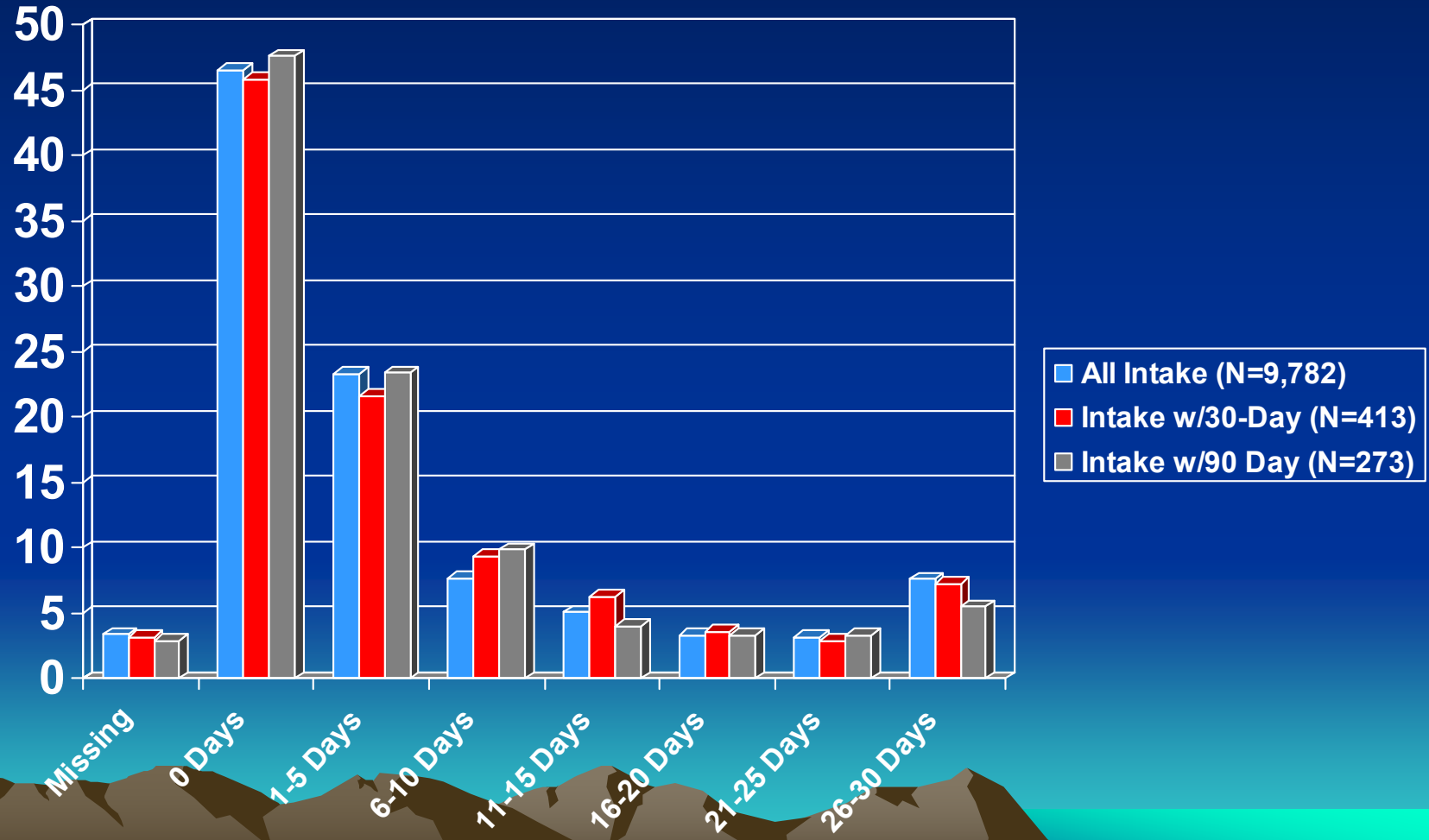
- Alcohol Dependence (N=1,740, 21.5%)
- Alcohol Abuse (N=1,095, 13.5%)
- Alcohol Intoxication (N=166, 2.0%)

Drug Related (N=3,243, 40%)

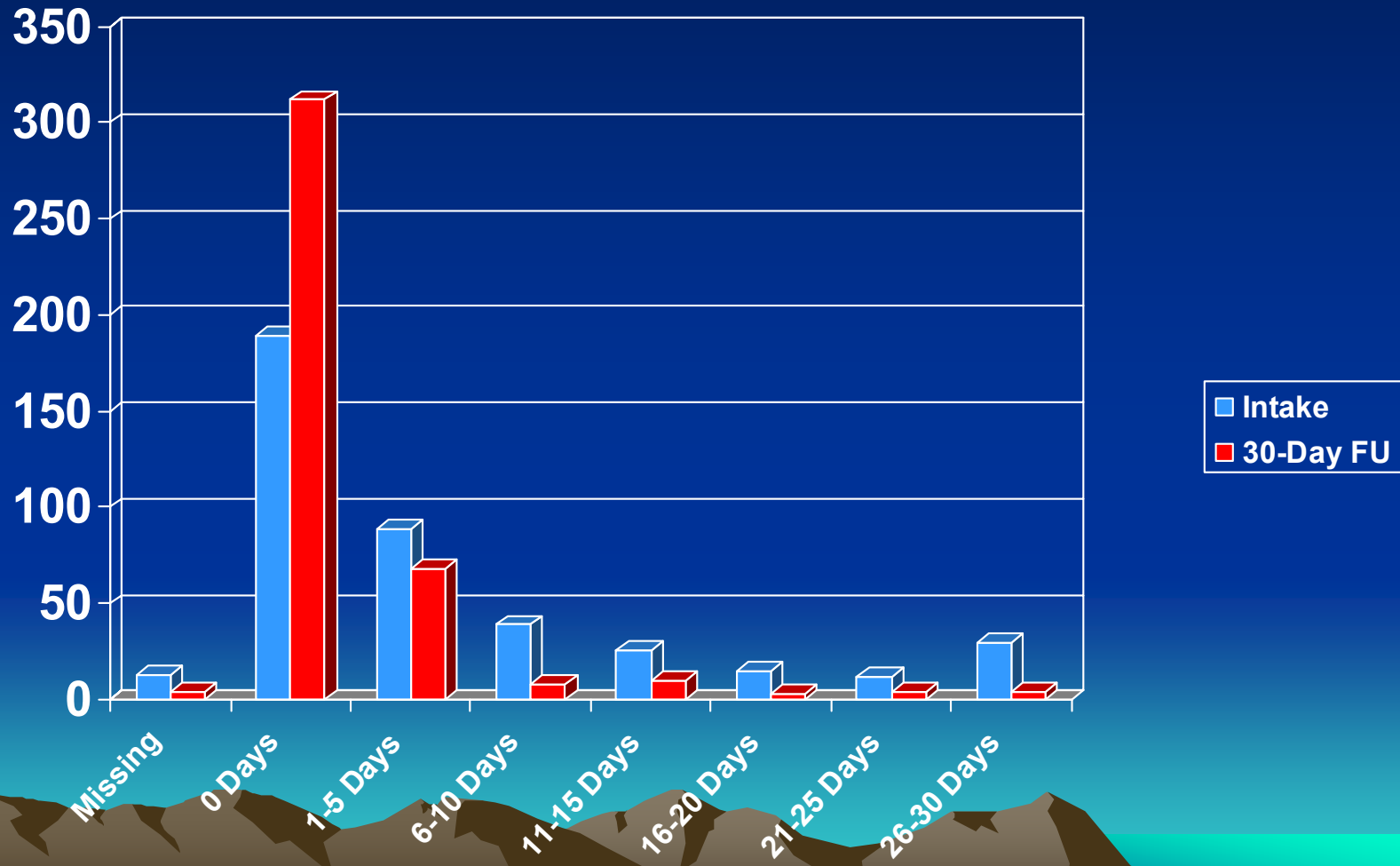
- Cocaine Dependence (N=970, 12.0%)
- Cannabis Dependence (N=767, 9.0%)
- Opioid Dependence (N=507, 6.3%)
- Cannabis Abuse (N=480, 5.9%)
- Cocaine Abuse (N=254, 3.1%)
- Polysubstance (N=246, 3.0%)
- Opioid Abuse (N=19, 0.2%)

Other (N=1,859, 23.0%)

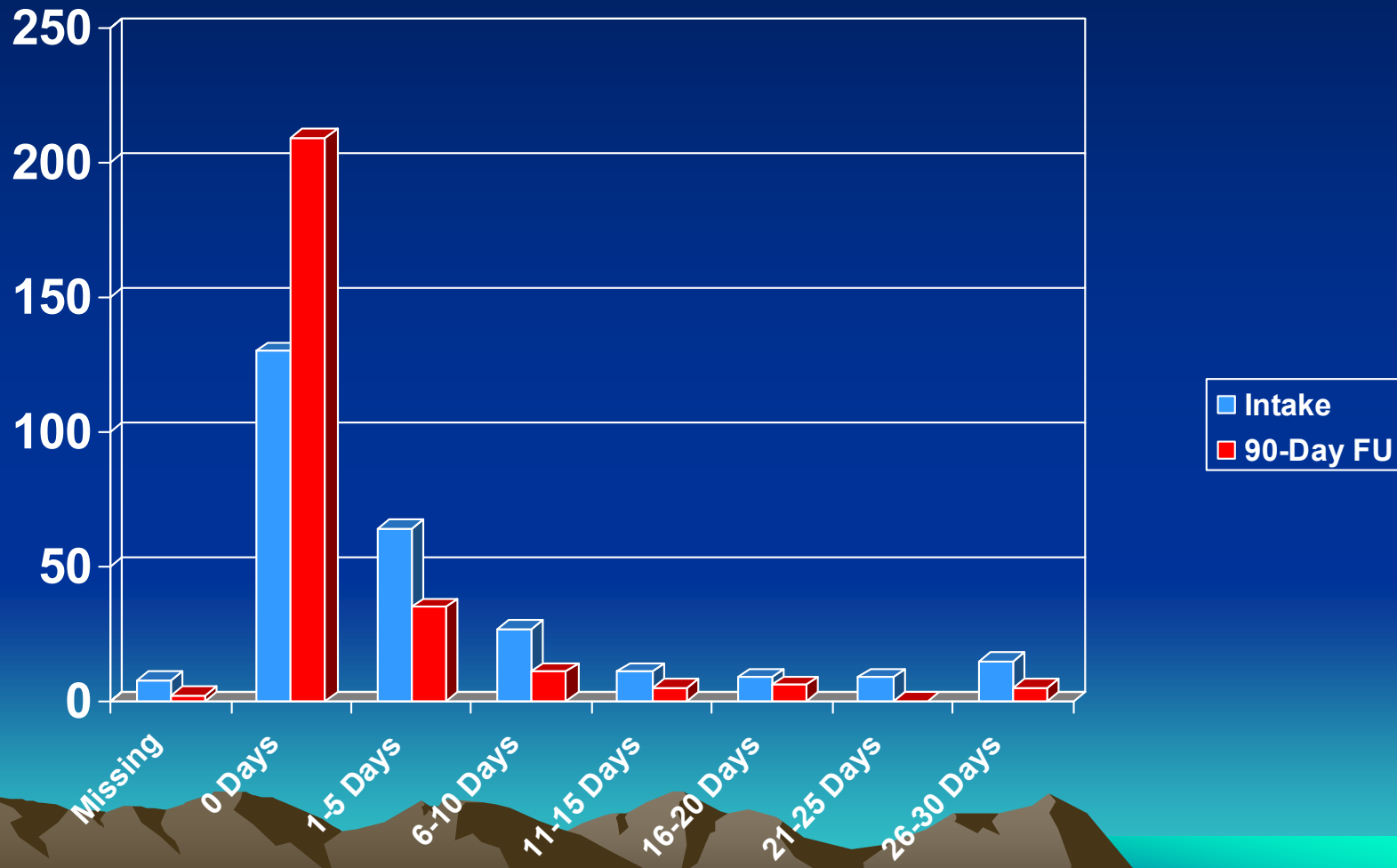
Intake Response Percentages for Question D1: *Alcohol use in the past thirty days*



Intake-30-Day Follow-Up Response Frequencies for Question D1: *Alcohol use in the past thirty days*



Intake-90-Day Follow-Up Response Frequencies for Question D1: *Alcohol use in the past thirty days*



ASI Subscale Improvement Over Time (Repeated Measures T-tests)

Scale	30-Day (N=413)	90-Day (N=273)	6-Mo in-Tx (N=253)	12-Mo in-Tx (N=58)
Medical	Non Significant (N=369)	Improved (N=239)	Non Significant (N=214)	Non Significant (N=53)
Employment	Improved (N=335)	Improved (N=212)	Improved (N=208)	Non Significant (N=48)
Alcohol Abuse	Improved (N=360)	Improved (N=238)	Improved (N=228)	Improved (N=54)
Drug Abuse	Improved (N=288)	Improved (N=215)	Improved (N=179)	Improved (N=46)
Legal	Improved (N=389)	Improved (N=262)	Improved (N=233)	Non Significant (N=55)
Family/Social	Improved (N=315)	Improved (N=218)	Improved (N=203)	Non Significant (N=44)
Psychological	Improved (N=389)	Improved (N=261)	Improved (N=237)	Non Significant (N=54)

CSQ-8

CSQ-8 Client Satisfaction Summary	2002 AOD (N=253)		2003 AOD (N=364)	
	Fair/Poor	Good/Excellent	Fair/Poor	Good/Excellent
1. Quality of services received	16.7%	83.3%	12.6%	87.4%
2. Get the kind of service you wanted	No	Yes	No	Yes
	12.7%	87.3%	15.2%	84.8%
3. Program met your needs	A few/None	Most/All	A few/None	Most/All
	20.6%	79.4%	24.9%	75.1%
4. Recommend the program to a friend in need	No	Yes	No	Yes
	5.6%	94.4%	14.0%	86.0%
5. The amount of services received	Dissatisfied	Satisfied	Dissatisfied	Satisfied
	13.9%	86.1%	16.8%	83.2%
6. Services help to deal with problems effectively	No	Yes	No	Yes
	12.3%	87.7%	13.8%	86.2%
7. In general, the services received	Dissatisfied	Satisfied	Dissatisfied	Satisfied
	15.5%	84.5%	14.4%	85.6%
8. Come back to the program	No	Yes	No	Yes
	11.2%	88.8%	7.6%	92.4%

CSQ-8 Comments

“What is the best thing this agency did for you?”

help to live life / understand self / life skills	102
general positive comment / other	84
addiction / alcohol / drug	58
caseworker / counselor / doctor	31
medication / methadone	26
talk / listen	13
group sessions / meeting others with addictions	6
job / work skills	6
legal / child custody	6
mental health	5
recognize / treat brain injury	3
housing	2

CSQ-8 Comments

“Name one area this agency can improve.”

need more staff / more programs	47
other comments / general comments	25
waiting	14
convenience	12
problem with staff	11
need for job / housing / other program	7
waiting list	4
mental health	2
medication	2
weight loss / fitness program	2
transportation	2

In Progress...

- Correlation of Psychiatric Problems with Other Scales
- Correlation of Health with Other Scales
- Cocaine Reduction at Follow-Up

